



# Installatie- tekeningen SCHNEIDER schakelmateriaal




Blindplaat



Bewegingsmelder



Dimmer 230v 400w




Dimmer spoeltrafo

## Kleurcode installatiedraden:

oud	nieuw	functie
groen	bruin	= fase draad (L of P)
rood	blauw	= nul draad (N)
zwart	zwart	= schakel draad
grijs	groen/geel	= aard draad (PE)

## Let op:


- De schakeldraad (zwart) toepassen:
- tussen 2 verschillende schakelaars
  - tussen de schakelaar en de lamp



Dimmer elektronisch




WCD dubbel RA




WCD enkel RA




WCD enkel




Luidspreker




Jalouziechakelaar




Kruisschakelaar




2-polige schakelaar




Serieschakelaar




Trekschakelaar




Ventilatorschakelaar



Wisselchakelaar



Wissel-/wisselchakelaar



Contactdoos coax